



District Report Card: 2017


State: Maharashtra	District: Kolhapur
Class: 8	Subject: Science
Schools: 51	Students: 1439


Participation/Coverage


Students

GENDER 	Boys		Girls	
	Number	%	Number	%
	783	54.41	656	45.59

AREA 	Rural		Urban	
	Number	%	Number	%
	1034	71.86	405	28.14

CATEGORY 	SC		ST		OBC		GEN	
	Number	%	Number	%	Number	%	Number	%
	216	15.01	9	0.63	332	23.07	882	61.29

CWSN 	LD	VI	HI	S&LD	ID	Oth
	0	0	0	0	0	0

Management 	Government		Government-aided	
	Number	%	Number	%
	86	5.98	1353	94.02

Average Performance of Students in Science (%)

Overall	Gender		Area		Management		Social Group			
	Male	Female	Rural	Urban	Govt.	Aided	SC	ST	OBC	GEN
38.29	39.18	37.23	38.90	36.72	42.48	38.02	33.98	37.78	36.79	39.92

Performance on Learning Outcomes (LOs)

Learning Outcomes	Description	Average Performance(%)
SCI703	Classifies materials and organisms based on properties/characteristics	39.67
SCI704	Conducts simple investigation to seek answers to queries	25.71
SCI705	Relates processes and phenomenon with causes	32.47
SCI708	Measures and calculates e.g., temperature; pulse rate; speed of moving objects; time period of a simple pendulum, etc.	45.66
SCI710	Plots and interprets graphs	26.84
SCI711	Constructs models using materials from surroundings and explains their working	33.24
SCI801	Differentiates materials, organism and processes	39.31
SCI804	Relates processes and phenomenon with causes	47.84
SCI805	Explains processes and phenomenon	36.27
SCI807	Measures angles of incidence and reflection, etc.	41.28
SCI811	Applies learning of scientific concepts in day-to-day life	35.15
SCI813	Makes efforts to protect environment	65.81

Range of Performance of Students who Answered Correctly							
Below 30%		30% - 50%		50% - 75%		Above 75%	
Number	%	Number	%	Number	%	Number	%
539	37.46	563	39.12	256	17.79	81	5.63

Lowest Performing Learning Outcomes (LOs)

- 1 - Conducts simple investigation to seek answers to queries (25.71)
- 2 - Plots and interprets graphs (26.84)
- 3 - Relates processes and phenomenon with causes (32.47)
- 4 - Constructs models using materials from surroundings and explains their working (33.24)
- 5 - Applies learning of scientific concepts in day-to-day life (35.15)